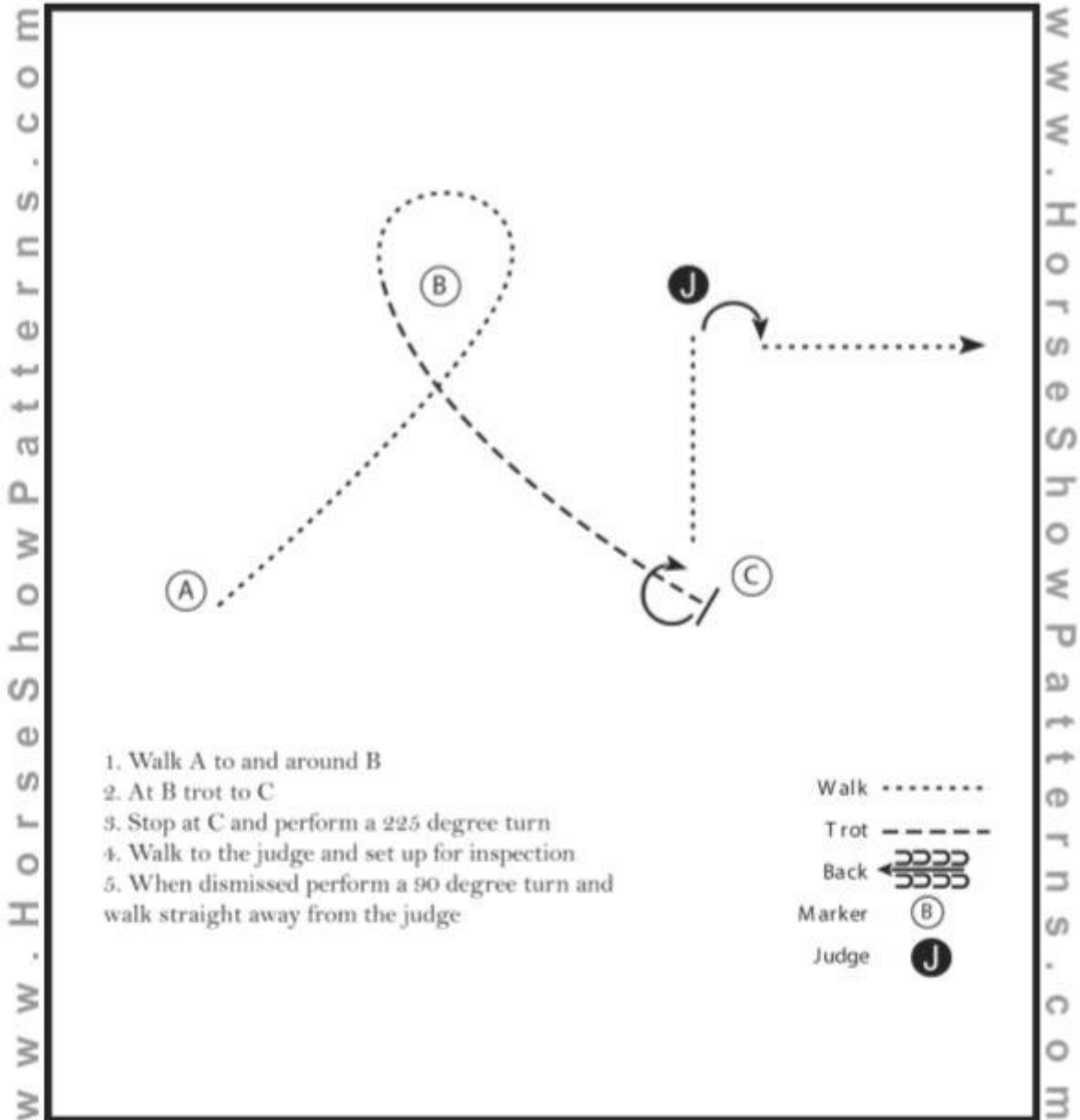


# Painted N Sterling Spring Classic

Showmanship (13 & Under, Novice, & Beginner)

Show Date: 04-13/14-2019



[S/1-1]

Pattern Provided by:

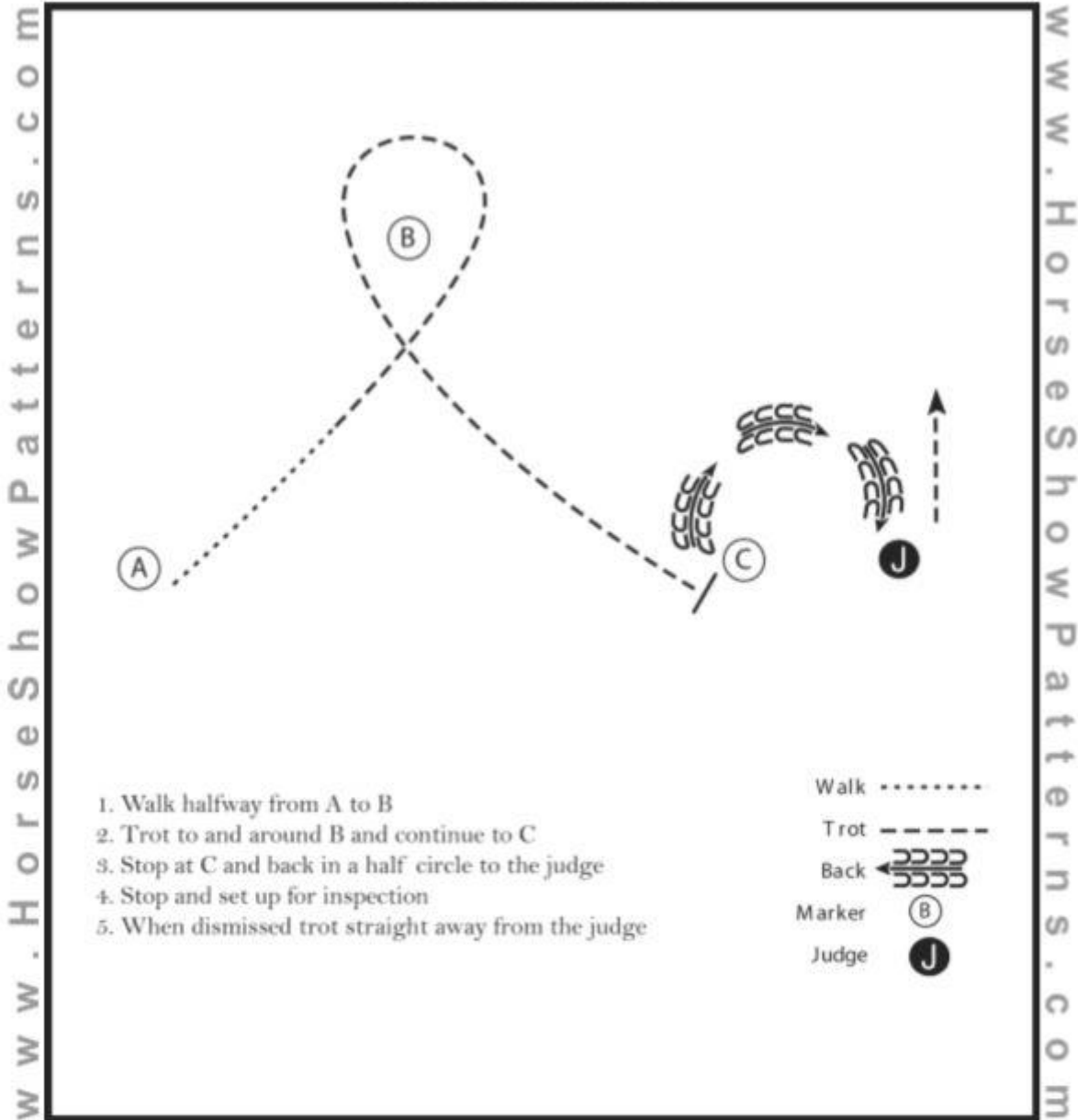
*The Judges*

©2019 HorseShowPatterns.com. All Rights Reserved.

# Painted N Sterling Spring Classic

## Showmanship (18 & Under & SPB 18 & Under)

Show Date: 04-13/14-2019



[S/2-2]

Pattern Provided by:

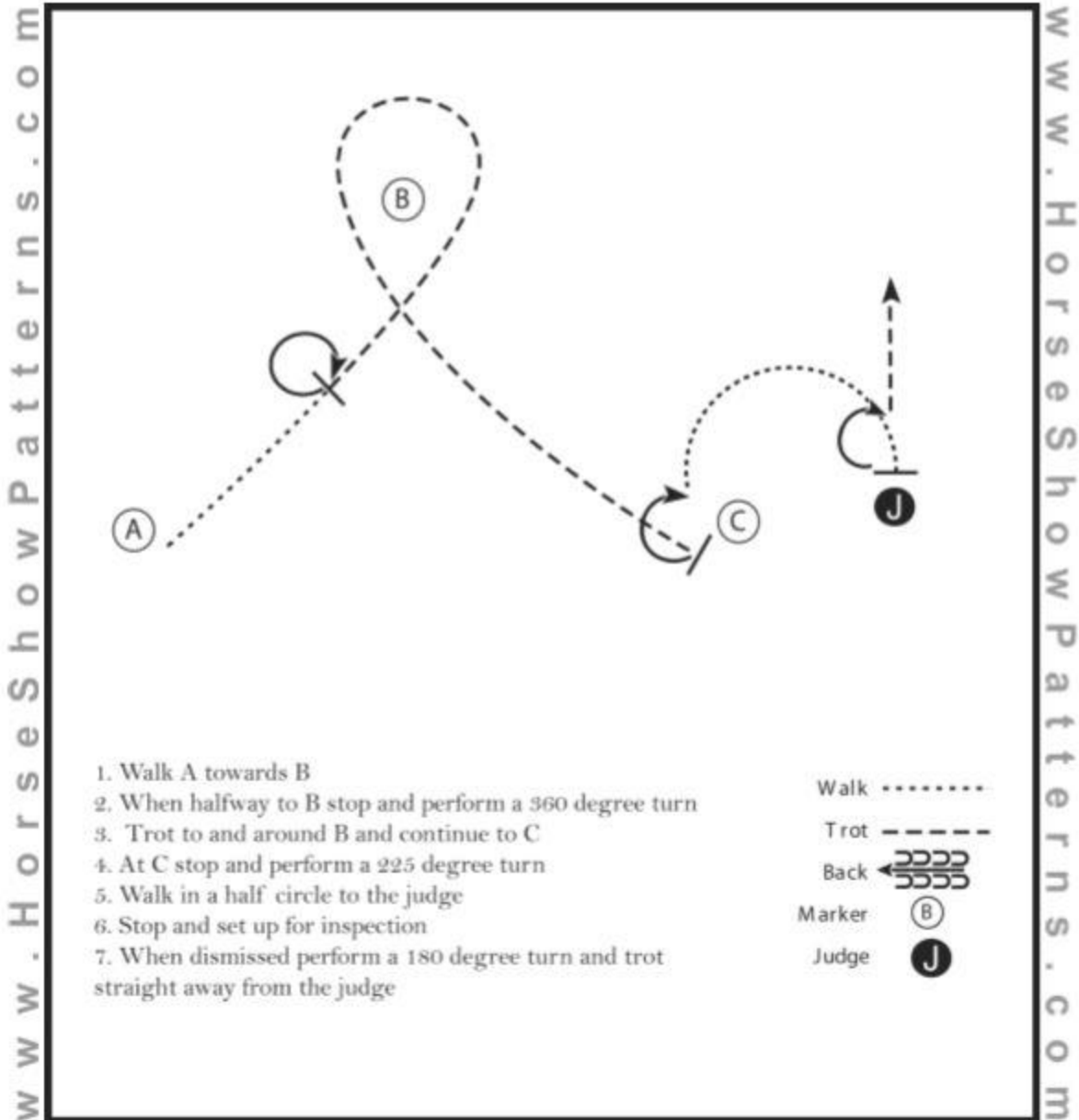
*The Judges*

©2019 HorseShowPatterns.com. All Rights Reserved.

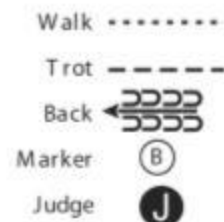
# Painted N Sterling Spring Classic

Showmanship (Amateur, Master Amateur & SPB Amateur)

Show Date: 04-13/14-2019



1. Walk A towards B
2. When halfway to B stop and perform a 360 degree turn
3. Trot to and around B and continue to C
4. At C stop and perform a 225 degree turn
5. Walk in a half circle to the judge
6. Stop and set up for inspection
7. When dismissed perform a 180 degree turn and trot straight away from the judge



[S/3-2]

Pattern Provided by:

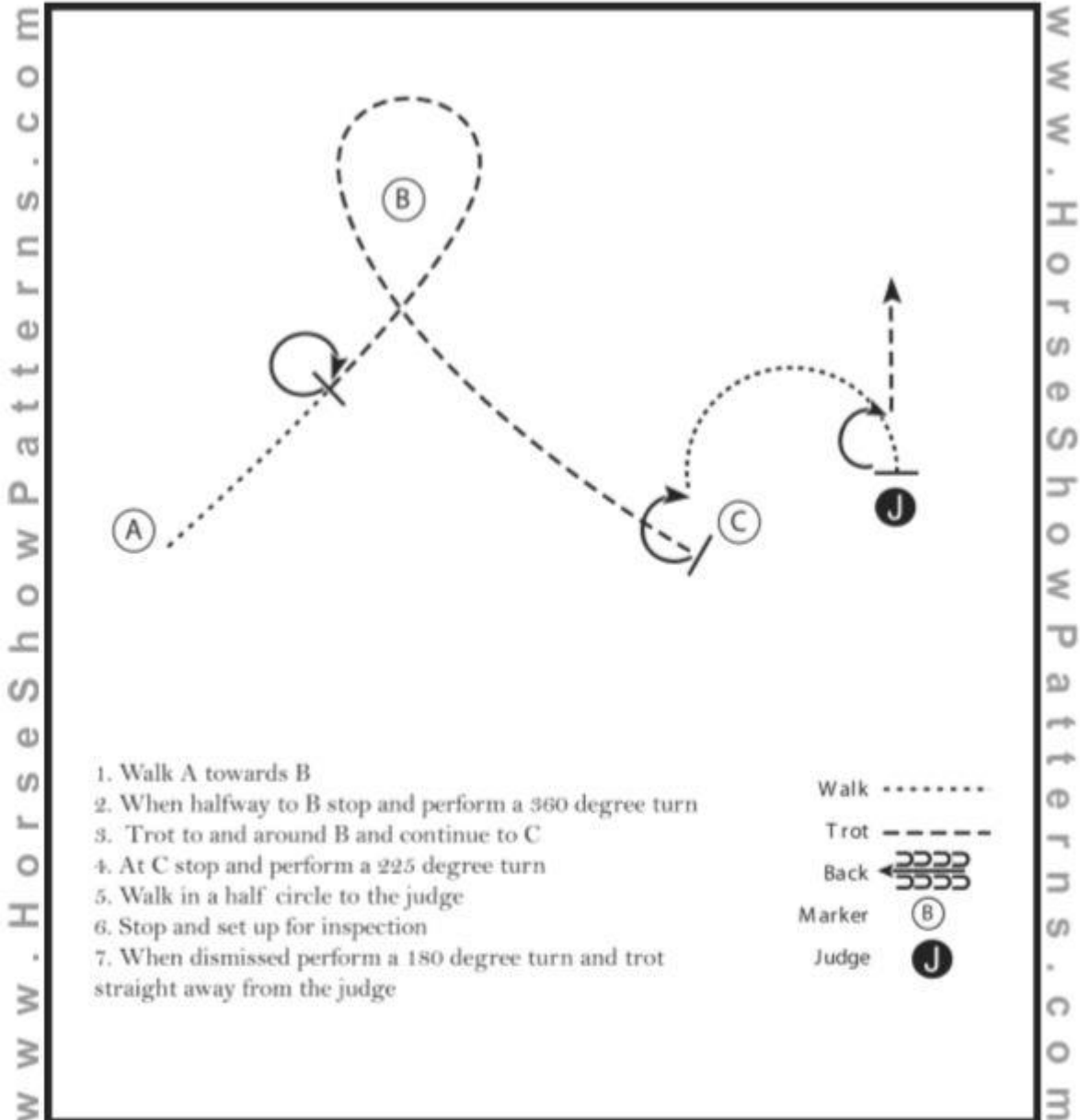
*The Judges*

©2019 HorseShowPatterns.com. All Rights Reserved.

# Painted N Sterling Spring Show

## Amateur (WALK ONLY)

Show Date: 04-13/14-2019



[S/3-2]

Pattern Provided by:

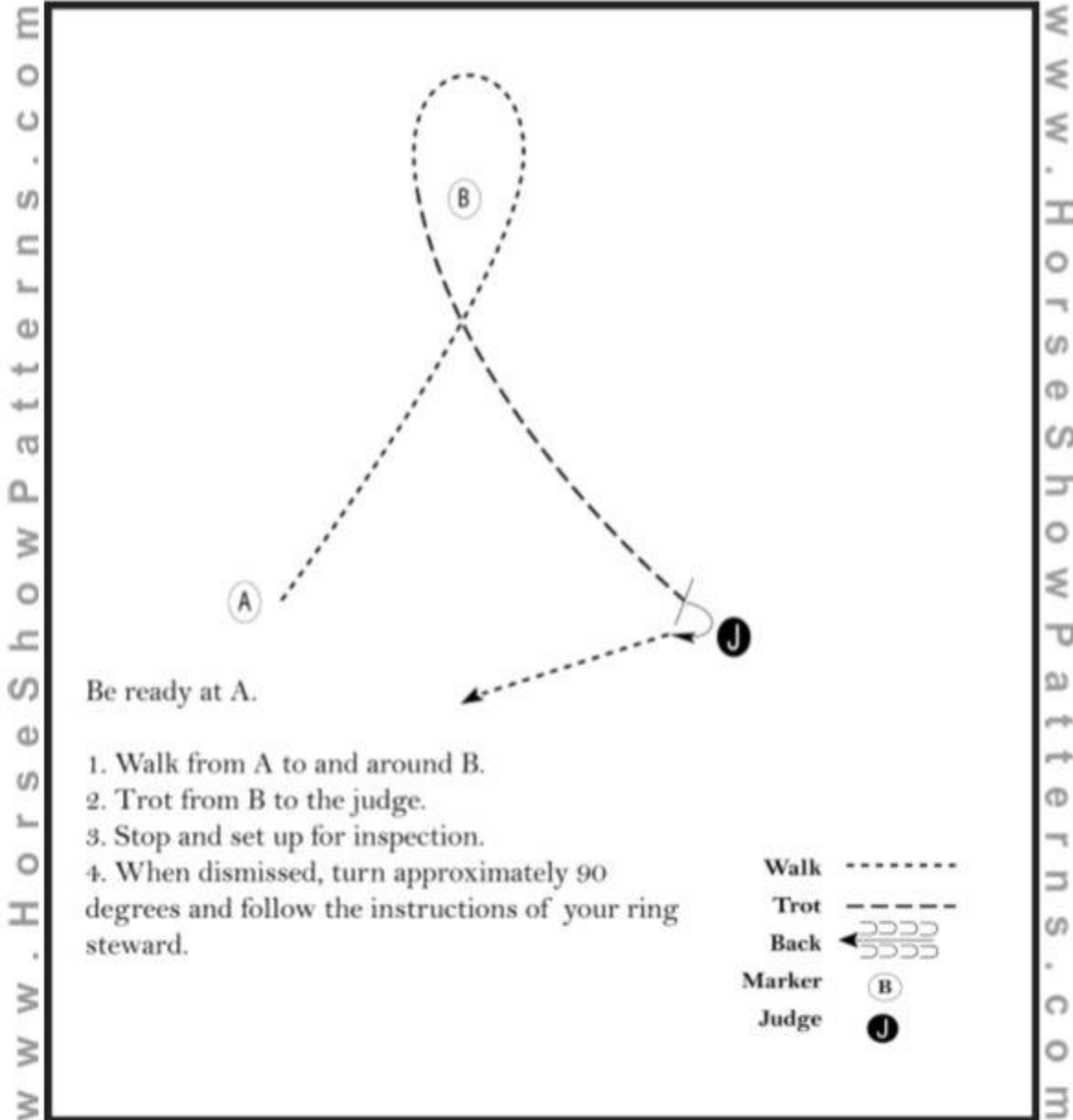
*The Judges*

©2019 HorseShowPatterns.com. All Rights Reserved.

# Painted N Sterling Spring Classic

## Showmanship (All Walk/Trot)

Show Date: 04-13/14-2019



[S/WT-6]

Pattern Provided by:

*The Judges*

©2019 HorseShowPatterns.com. All Rights Reserved.

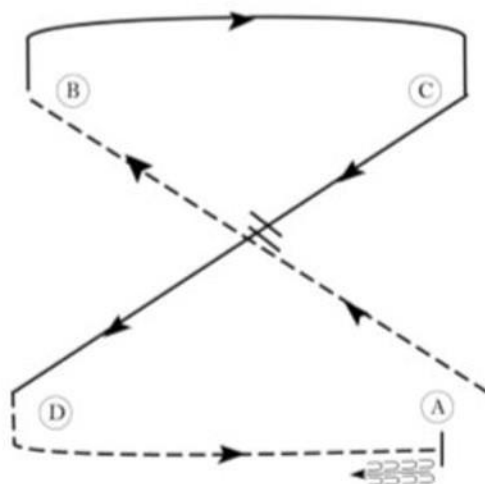
# Painted Sterling Spring Classic

HSE (13 & Under, Novice Youth & Amateur, SPB Youth & Amateur)

Show Date: 04-13/14-2019

w w w . H o r s e S h o w P a t t e r n s . c o m

w w w . H o r s e S h o w P a t t e r n s . c o m



Be ready at A.

1. Posting trot on the left diagonal to B.
2. Canter on the right lead to and around C and 1/2 way to D.
3. Change leads and canter to D.
4. Posting trot on the right diagonal to A.
5. Halt at A and back approximately one horse length.

Exit at a walk

Walk	-----
Trot	- - - - -
Extended Trot	-----
Canter	-----
Leg Yield	
Lead Change	
Back	←←←←←
Marker	(B)
Sidepass	←←←
Hand Gallop	-----

[HSE/2-24]

Pattern Provided by:

*The Judges*

©2019 HorseShowPatterns.com. All Rights Reserved.

# Painted Sterling Spring Classic

## HSE (Walk/Trot)

Show Date: 04-13/14-2019

www.HorseShowPatterns.com

www.HorseShowPatterns.com

Be ready at A.

1. Walk 1/2 way to B.
2. Posting trot on the left diagonal to B.
3. Sitting trot to C.
4. Posting trot on the right diagonal to D.
5. Halt at D and back approximately one horse length.

Exit at a walk

Walk	.....
Trot	-----
Extended Trot	-----
Canter	—————
Leg Yield	
Lead Change	↘↙
Back	←←←←
Marker	Ⓚ
Sidepass	←←
Hand Gallop	—————

[HSE/WT-24]

Pattern Provided by:

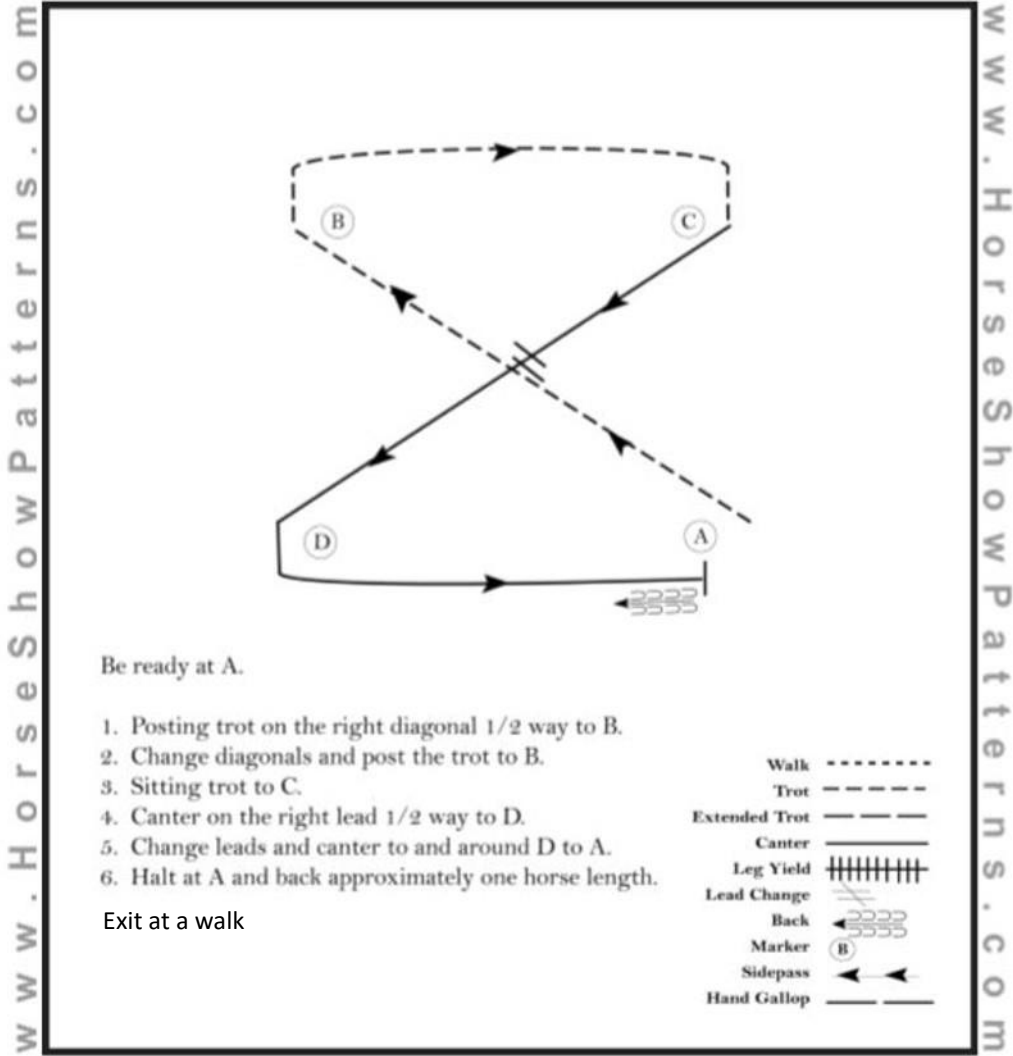
*The Judges*

©2019 HorseShowPatterns.com. All Rights Reserved.

# Painted Sterling Spring Classic

HSE (18 & Under, Amateur & Masters Amateur)

Show Date: 04-13/14-2019



[HSE/3-24]

Pattern Provided by:

*The Judges*

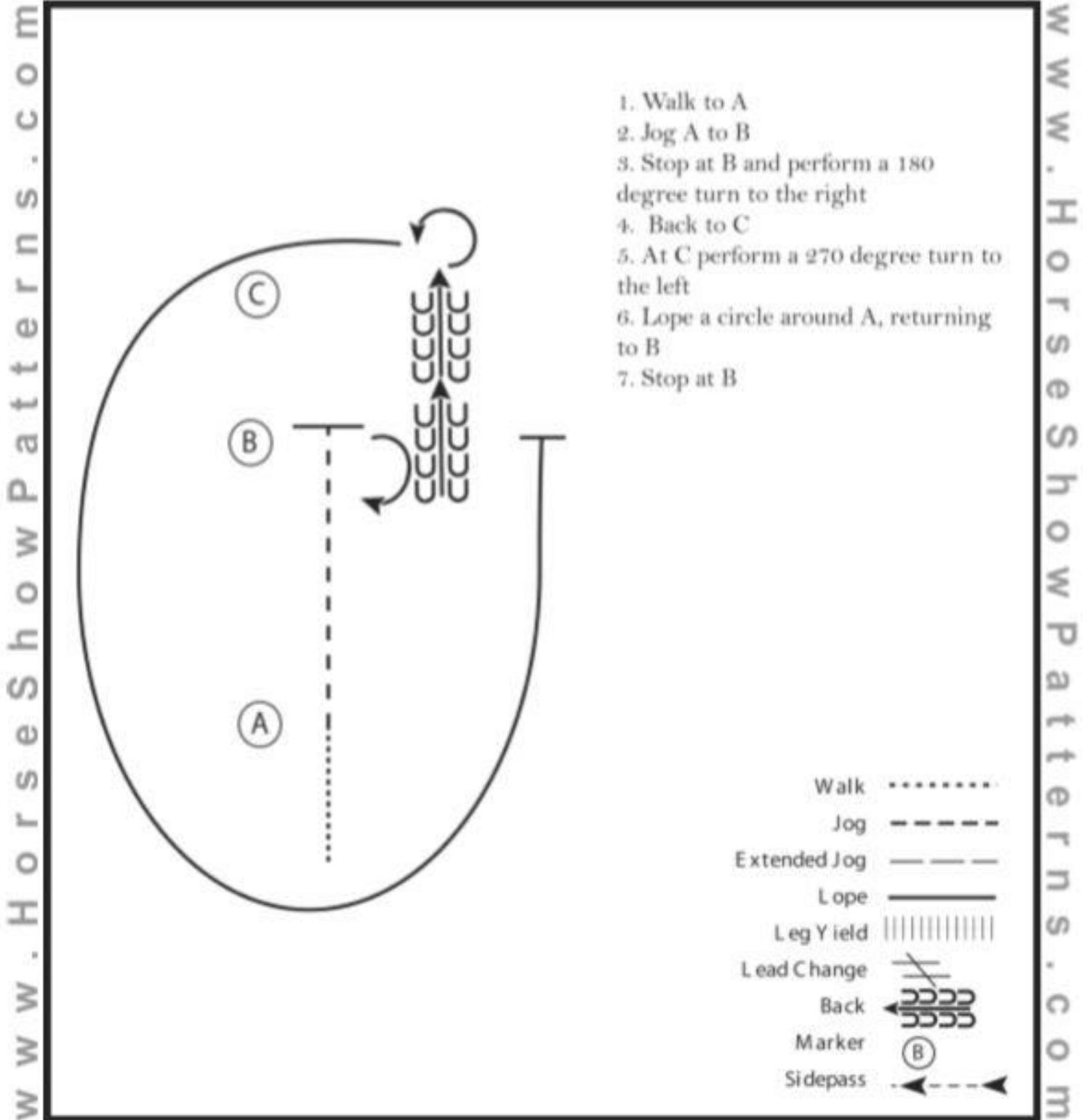
©2019 HorseShowPatterns.com. All Rights Reserved.



# Painted N Sterling Spring Classic

Horsemanship (13 & Und, SPB, Novice)

Show Date: 04-13/14-2019



[WH/2-14]

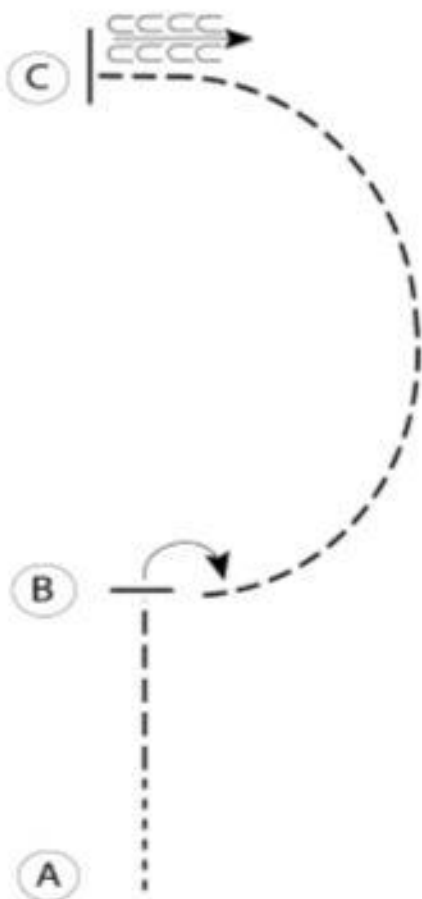
Pattern Provided by:

*The Judges*

# Painted N Sterling Spring Classic

## Horsemanship (Walk/Trot)

Show Date: 04-13/14-2019



1. Be ready at A
2. Walk four steps from A.
3. Jog to B and stop.
4. Perform a 90 degree turn to the right on the hindquarters.
5. Jog a half circle to C.
6. At C stop and back four steps.

Walk	.....
Jog	-----
Extended Jog	-----
Lope	————
Leg Yield	
Lead Change	—/—
Back	← C C C C C C C C
Marker	(B)
Sidepass	← ←

[WH/WT-16]

Pattern Provided by:

*The Judges*

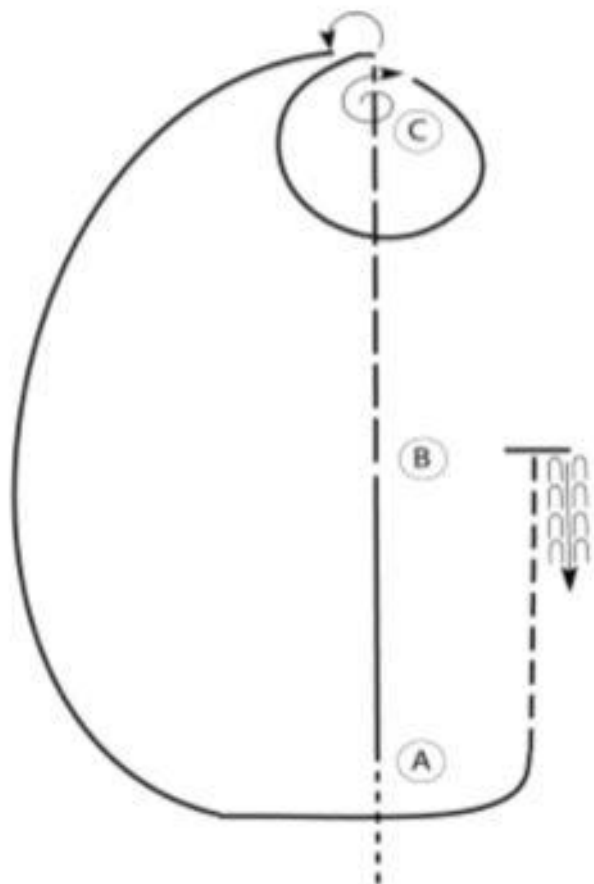
# Painted N Sterling Spring Classic

## Horsemanship (18 & Und, Amateur & Masters)

Show Date: 04-13/14-2019

www.HorseShowPatterns.com

www.HorseShowPatterns.com



Be ready before A.

1. Walk to A.
2. At A, lope on the left lead to B.
3. At B, extend the jog to past C.
4. Stop and perform a 450 degree turn to the right.
5. Lope a circle around C on the right lead.
6. Stop at C and perform a 180 degree turn to the left.
7. Lope a large fast half circle to and around A.
8. At A, jog to B.
9. Stop at B and back 4 approximately one horse length.

Walk	-----
Jog	-----
Extended Jog	-----
Lope	-----
Lead Change	
Back	
Marker	(B)

[WH/3-8]

Pattern Provided by:

*The Judges*

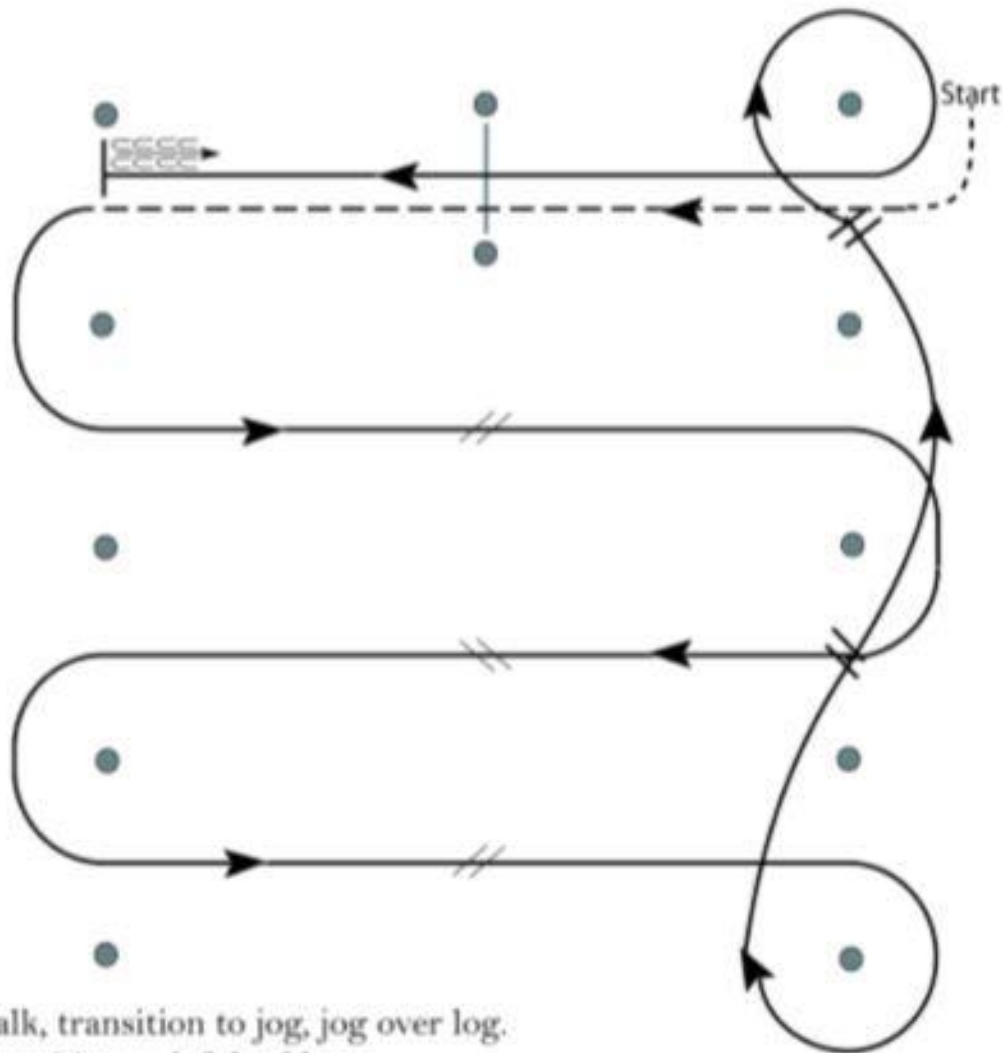
# Painted Sterling Spring Classic

## Western Riding (Green Horse)

Show Date: 04-13/14-2019

www.HorseShowPatterns.com

www.HorseShowPatterns.com



1. Walk, transition to jog, jog over log.
2. Transition to left lead lope.
3. First crossing change.
4. Second crossing change.
5. Third crossing change.
6. Circle and first line change.
7. Second line change and circle.
8. Lope log.
9. Stop and back.

[WR/GP-2]

Pattern Provided by:

*The Judges*

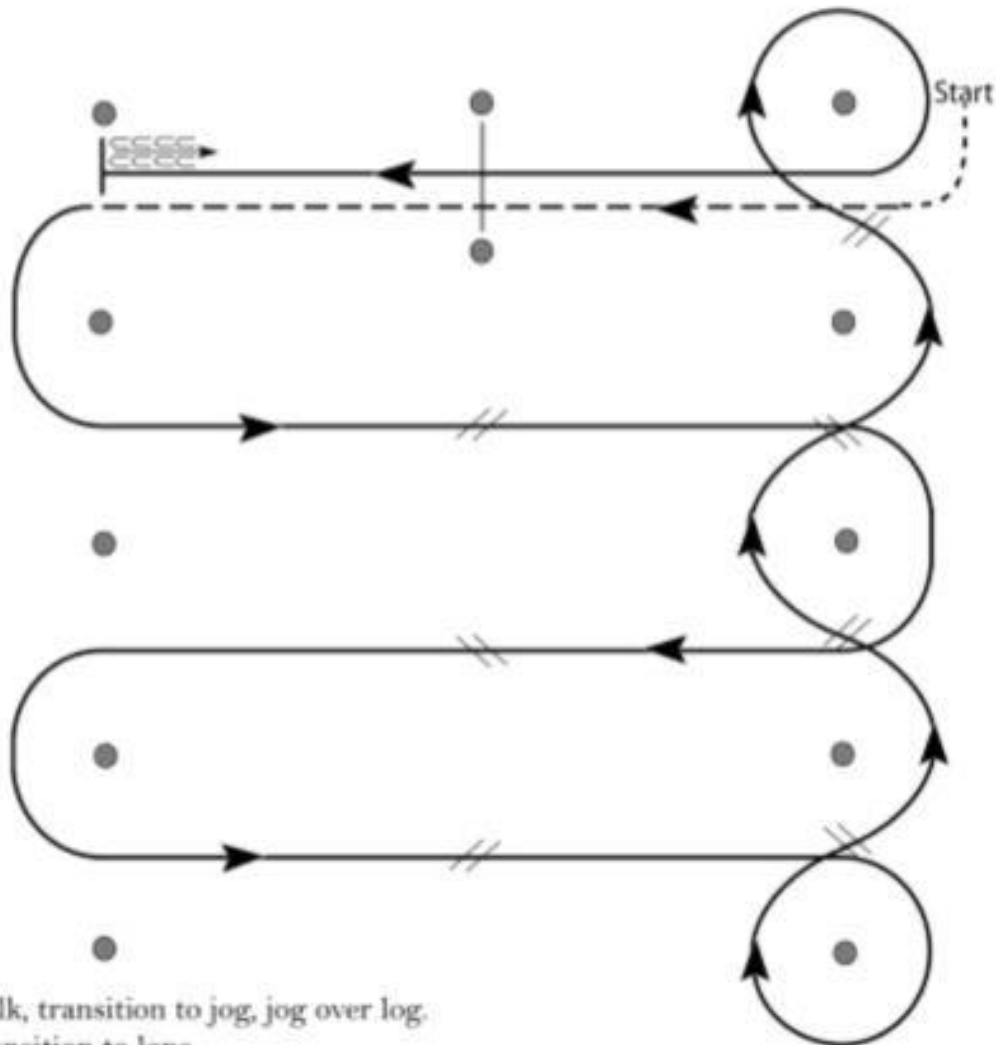
# Painted Sterling Spring Classic

## Western Riding (All but Green Horse)

Show Date: 04-13/14-2019

www.HorseShowPatterns.com

www.HorseShowPatterns.com



1. Walk, transition to jog, jog over log.
2. Transition to lope.
3. First crossing change.
4. Second crossing change.
5. Third crossing change.
6. Circle and first line change.
7. Second line change.
8. Third line change.
9. Fourth line change and circle.
10. Lope log.
11. Lope, stop and back.

[WR/OP-2]

Pattern Provided by:

*The Judges*